



# Piian Odor Control Systems

## Mini Vaporizer System

**Heavy Duty Odor Neutralizing System, only needs to be refilled once per year.**

**Applications:**

- Garbage Compactors
- Multi Story Garbage Chutes
- Trash Rooms
- Building Ventilation
- Large Public Restrooms
- Sewage Headworks

**Markets:**

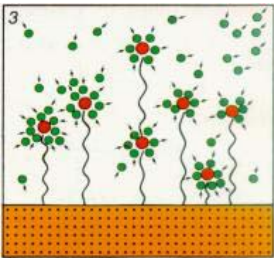
- Shopping Malls
- Offices / Apartments
- Hospitals / Schools
- Grocery Stores
- Airports / Hotels
- Food Service
- Sewage / Wastewater

### Harnessing the Power of Nature to Solve Garbage Chute and Compactor Odors

The Piian Mini Vaporizer System combines nature's built-in odor-fighting capability with industrial-quality vaporizer technology. The result is a remarkable system that is effective in eliminating odors, completely safe and earth-friendly, easy to install and operate and that will provide years of low cost, trouble-free operation.

The system begins with Piian Odor Neutralizer, a completely natural blend of plant extracts, essential oils and emulsifiers, laboratory proven to destroy odor-causing molecules.

The rugged Mini Vaporizer delivers Piian Odor Neutralizer in the most effective form possible: as a tiny 1-micron droplet. This enhances its odor-fighting capabilities, while providing long-term, easy-to-use trouble-free operation.



### Piian Odor Neutralizer

Piian Mini Vaporizer Systems use Piian Odor Neutralizer, a completely natural proprietary blend of plant extracts, essential oils and emulsifiers. When sprayed, atomized or vaporized, molecules of this natural solution surround odorous gases causing immediate odor neutralization, followed by complete destruction of the gas through a biodegrading action. This is an entirely natural process, completely safe and environmentally benign.

Independent laboratory tests, field tests and a long track record have proven Piian Odor Neutralizer's ability to destroy common odorous gases and compounds such as Hydrogen Sulfide, Ammonia, Sulfur Dioxide, Mercaptans, Carbon Disulfide, Acetic Acid / Anhydride, Phenols and Styrene. Additional laboratory tests have verified that Piian Odor Neutralizer is completely safe for dispersion in a workspace environment, manufactured completely from food grade and pharmaceutical grade ingredients; it is non-toxic, non-sensitizing, non-flammable, non-reactive, non-volatile, biodegradable and ecologically safe.

### Major Cost Saving Features

**Annual Refill** – by dispensing a super concentrated material in 1 micron sized droplets, the system only needs to be refilled once per year.

**Advanced Digital Control Panel** - insures ease of use, flexible operation and full automation.

**Empty Alarm** – the system shuts off and an alarm will sound when the odor neutralizer needs to be replaced.

**Automatic Freeze Protection** – when the temperature drops below 40°F (3°C), the system will shut down.

**Advanced Monitoring** – sophisticated digital features monitor the loads and condition of the system, easy to understand LED's alert the user to any problems.

**Superior Construction** – Stainless Steel and Lexan construction plus proven industrial quality components ensure reliability and durability even in the toughest operating environment.

**One Year Warranty** – the system comes with a full one year warranty. (Full warranty details available by request)

**Lifetime Warranty Option** – provided you choose to only use Piian Odor Neutralizer in the Mini Vaporizer System we will honor a lifetime warranty on the system. (Full lifetime warranty details available)

### Reasons why Mini Vaporizer Systems are the Best Solution to Small Area Odor Problems

1. **Performance** – The Mini Vaporizer produces an extremely efficient vapor of 1 micron sized odor neutralizing droplets, additionally Piian Odor Neutralizer has been independently tested and proven effective in laboratory tests.
2. **Safety** - Made from all natural oils and plant extracts, Piian Odor Neutralizer is proven safe.
3. **Price** - Compared to similar systems, the Piian Mini Vaporizer is the least expensive to own and operate.
4. **Reliability** – The Piian Mini Vaporizer is engineered to withstand the rigors of the waste environment.



Manufactured by Piian Systems, Palm Springs, CA 92264, U.S.A.  
Tel: (888) 677-3646 (415) 321-1970 Fax: (760) 778-4368  
Email: info@piian.com Web: www.piian.com  
March 2006 - Pricing Subject To Change without Notice - Page 1

Distributed By:



# Piian Odor Control Systems

## Mini Vaporizer System – Specification and Pricing

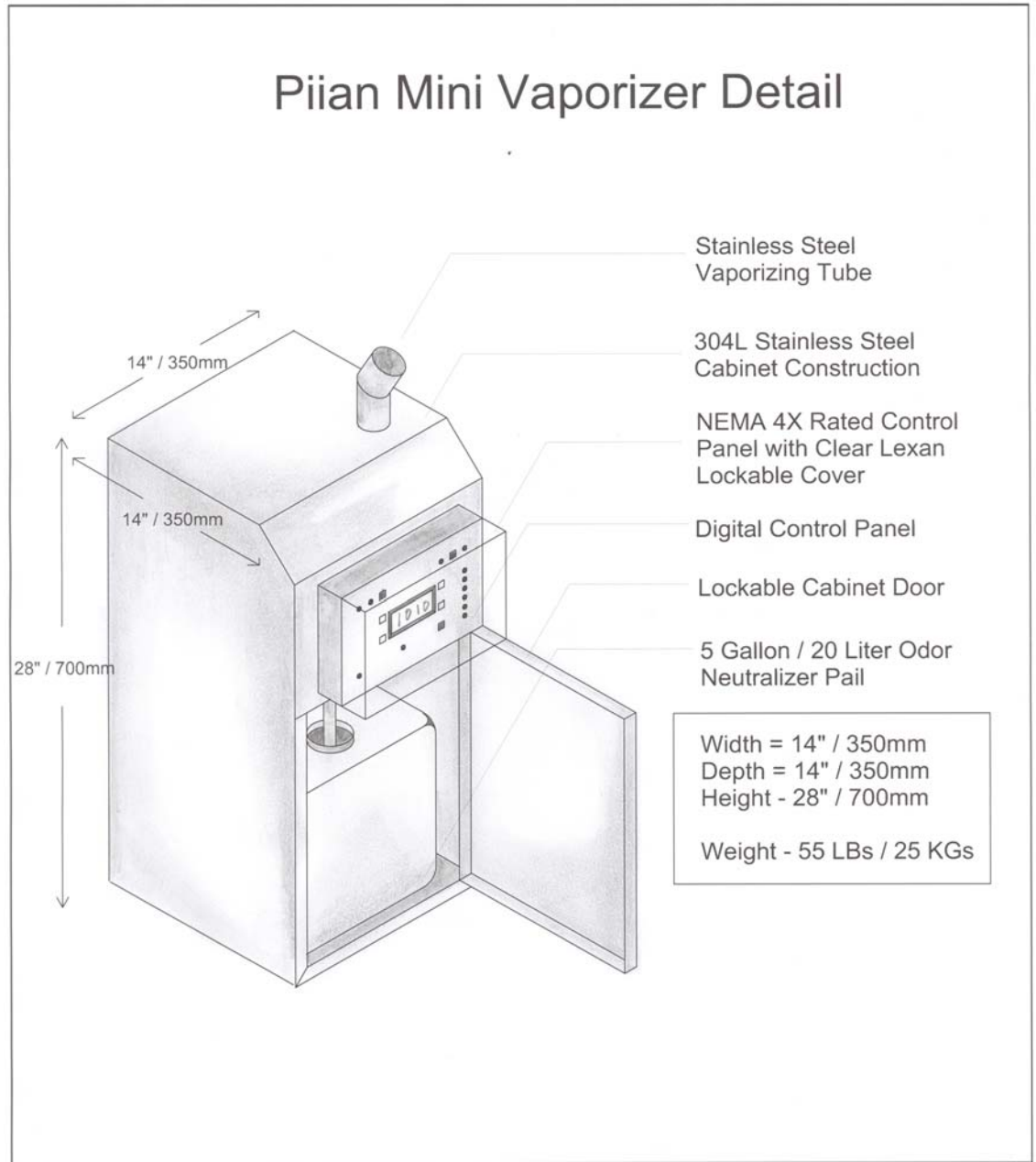
### General Specification

The Mini Atomizer System consists of a 1/3 HP (0.5 kW) compressed air module enclosed in a vandal resistant 304L 20 Gauge stainless steel chassis and cabinet to lock up a 5 gallon (20 Liter) pail of odor neutralizer, a built-in stainless steel 0.04GPH (150 cc per hour) x 1 1/2" (35 mm) permeation tube creates 1 micron sized vapor of odor neutralizer droplets.

The vaporizer unit is secured to a wall close by the treatment area and vaporizes super fine 1 micron sized odor neutralizer droplets into the surrounding environment, or the vaporized odor neutralizer may be conveyed to the odor treatment point by a 1 1/2" (35mm) diameter flexible hose.

The vaporization process is ultra efficient meaning only a very small quantity of odor neutralizer is required for effective odor control. There is absolutely no wetting, dripping or other moisture problems caused by the Mini Vaporizer System as it converts 100% of the odor neutralizer it consumes to an aerosol.

Easy-to-use digital controls are located in a NEMA 4X enclosure behind a Lexan cover that can be locked if required. The cycling operation of the unit is set using simple buttons and indicated on an LED display. Indicator lights show when the unit has power, another light shows when the unit is in operation and a beeper and separate light alerts the user if the unit has run empty of odor neutralizer. Controls are manufactured and assembled to meet NEC and IEC Standards. Standard power supply is 115 vAC / 60Hz or 230 vAC / 50Hz.



Pricing			
Mini Vaporizer System Items	Part #	Description	Price
Standard Model – 115vAC	MMPU0001	Mini Vaporizer Unit – 115 vAC 60 Hz	\$1995.00
Standard Model – 230vAC	MMPU0002	Mini Vaporizer Unit – 230 vAC 50/60 Hz	\$1995.00
Compactor Installation Kit	MMPU0003	Includes flexible hose, hard piping and fittings to connect Vaporizer to Garbage Compactor	\$371.71
Vaporizer Hose – 10 ft	MMPU0009	Includes 10ft flexible hose and adapter to connect Vaporizer to Garbage Chute or other enclosure type	\$76.50
3 Phase Power Option	MMTF0001	For 230/460 vAC 3 phase power supply systems in the USA and most other countries.	\$195.00
Mounting Pedestal	MMFP0001	Stand Alone Pedestal for Mini Vaporizer Units	\$266.00
Piian Odor Neutralizer	PNCC0105	5 Gallon Pail – Ready To Use Solution - One year supply of Piian Odor Neutralizer.	\$395.00

Manufactured by Piian Systems, Palm Springs, CA 92264, U.S.A.  
 Tel: (888) 677-3646 (415) 321-1970 Fax: (760) 778-4368  
 Email: info@piian.com Web: www.piian.com  
 March 2006 - Pricing Subject To Change without Notice - Page 2

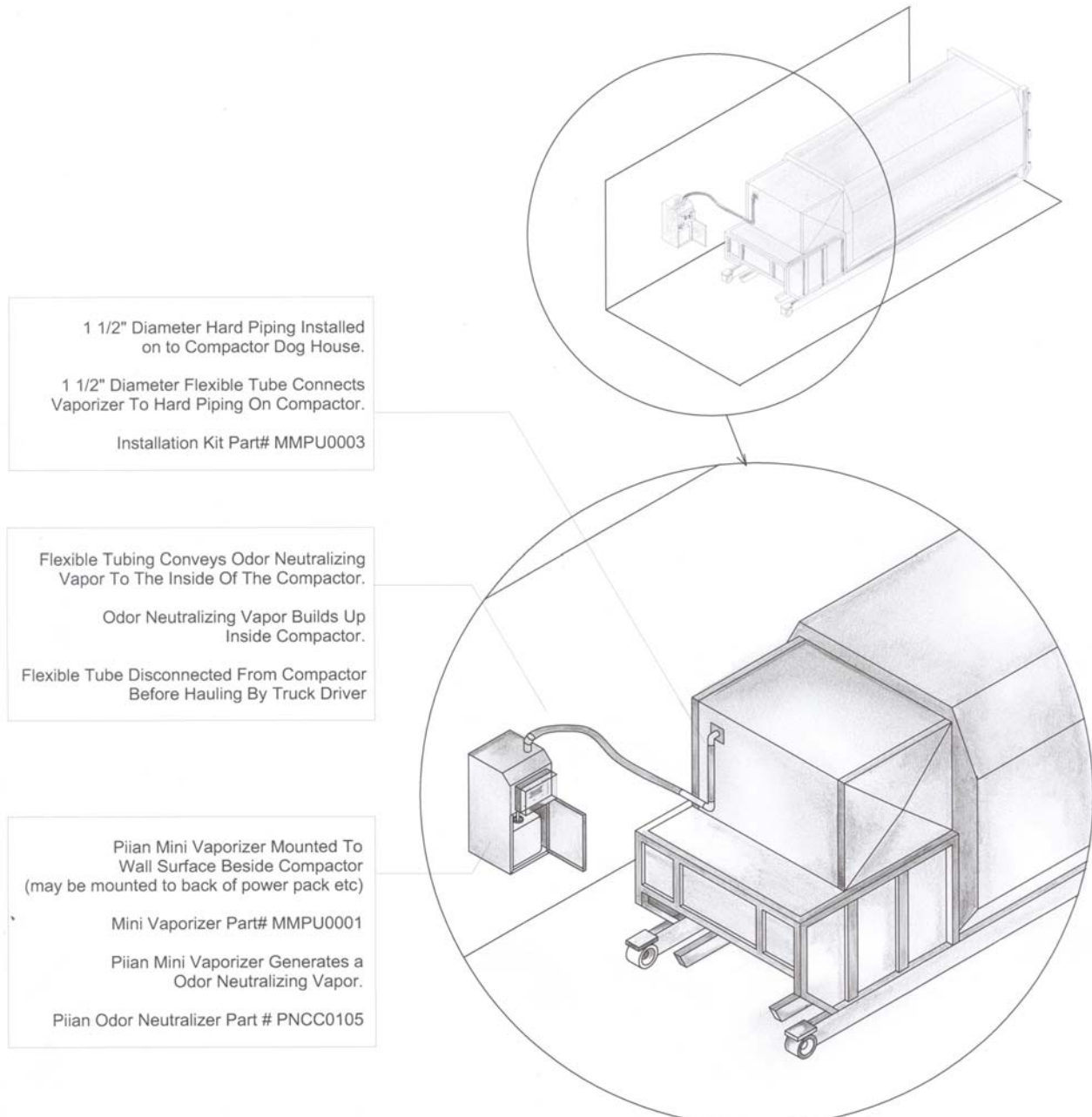
Distributed By:



# Piian Odor Control Systems

## Mini Vaporizer System – Typical Installation

### Piian Mini Vaporizer Odor Neutralizing System Installed onto Self-Contained Compactor





# Piian Odor Control Systems

## Mini Vaporizer System – Installation and Operation Label

### BASIC INFORMATION

- This system vaporizes an all natural odor neutralizer solution into trash compactors, trash chutes and other odorous environments.
- Odor neutralizer solution is drawn out of a 5 Gallon pail located inside the lower cabinet.
- The odor neutralizer solution is vaporized via a tube on the top of the vaporizer.
- Once started, the vaporizer system cycles **ON** and **OFF** automatically.

### SYSTEM INSTALLATION AND START-UP

- The vaporizer should be mounted on a wall, fence or on the back of a compactor power pack or similar. An optional free standing pedestal (Part # MMFP0001) is available if required.
- A rail kit is supplied for wall mounting the unit. The lower rail attaches to the lower back of the vaporizer using the three screws supplied. The upper rail kit is attached by first removing the two top screws on the upper back of the unit then using the three screws supplied to secure the upper rail.
- Place a full pail of odor neutralizer solution into the lower cabinet; insert the siphon tube into the pail of odor neutralizer. The odor neutralizer solution is "Ready To Use" strength; no further dilution with water is required.
- Plug the system into any 115 vAC outlet. The control panel will beep to indicate power is on.
- For trash compactors with enclosed hoppers, run a 1 1/2" diameter flexible tube from the outlet on top of the vaporizer to the compactor's hopper. This will convey the odor neutralizer vapor from the vaporizer directly to the odor source. Attach the tube to the vaporizer by pushing one end over the vaporizer's outlet. Cut a 2" diameter hole in the side of the hopper and place the opposite end of the tube inside. Remove the tube before emptying the compactor. **IMPORTANT:** To avoid the "pooling" of liquid inside the tube, support the tube throughout its run.
- For trash chutes, open compactors or trash storage areas, the vaporizer may be mounted in close proximity to the odor source.
- For the first start up, the system needs to be primed, press the **MANUAL ON / PRIME** button to start the system. When the level indicator light turns from yellow to green, press the **MANUAL ON / PRIME** button to stop the system.

### SYSTEM OPERATION

- Press the **SYSTEM ON / OFF** button. This will operate the vaporizer in automatic mode.
- The vaporizer's default setting is 25 seconds ON and 30 minutes OFF. At this setting a 5-gallon pail of Piian Odor Neutralizer will last 12+ months. The default setting is normally sufficient to solve most odor problems.
- If necessary, the **TIME OFF** and **TIME ON** can be adjusted by pressed the **INCREASE** or **DECREASE** buttons to the left and right sides of the display. **This allows you to easily adjust the cycle to better address your particular odor control situation.**
- If the **SOLUTION LEVEL** LED is Green then the vaporizer odor neutralizer solution level is good.
- If the **SOLUTION LEVEL** LED is Yellow then the vaporizer odor neutralizer solution level is low.
- If the **SOLUTION LEVEL** LED is Red and a beeper sounds, then the vaporizer system is empty. Press the **ALARM CLEAR** button to silence the beeper.
- The unit will remember the previous program settings in the event of a power lose.
- The Vaporizer will automatically stop operating at temperatures below 40 Deg F and the **LOW TEMP SHUT OFF** LED will illuminate. The vaporizer will automatically restart once the temperature rises above 40 Deg F.
- The vaporizer system can be operated temporarily by pressing and holding the **MANUAL ON** button.

### REFILLING THE SYSTEM

- When the 5-gallon pail of odor neutralizer solution is empty a beep will sound. Press the **ALARM CLEAR** button.
- Open the lower cabinet door, remove the empty pail. As you are taking the pail out, carefully remove the siphon hose from the pail.
- Place a full 5-gallon pail of odor neutralizer solution (Part # PNCC0501) back in to the cabinet; carefully reinsert the siphon hose back into the pail opening. Close the cabinet door.
- Press the **MANUAL ON / PRIME** button to start the system. When the level indicator light turns from yellow to green, press the **MANUAL ON / PRIME** button to stop the system.
- To restart the vaporizer, press the **SYSTEM ON / OFF** button.

### WARNING

- This vaporizer system is designed to dispense approved odor neutralizer solution only, (Part# PNCC0501). Other odor neutralizing solutions may not be compatible with this vaporizer system. Use of incompatible materials will void all warranties.
- Do not add anything to the odor neutralizer solution, including antifreeze or fragrances. These materials are incompatible with the odor neutralizer solution and this vaporizer unit. Addition of such materials will void all warranties.
- Piian Systems is not responsible for dispersion of toxic, flammable, corrosive or other hazardous materials from this system

**Use only Piian Odor Neutralizer in this system, refill part # PNCC0105**

For help, service or to order refills, please contact

**Piian Systems**

Tel (888) 677-3646 E-mail: [info@piian.com](mailto:info@piian.com) Web: [www.piian.com](http://www.piian.com)

Manufactured by Piian Systems, Palm Springs, CA 92264, U.S.A.  
Tel: (888) 677-3646 (415) 321-1970 Fax: (760) 778-4368  
Email: [info@piian.com](mailto:info@piian.com) Web: [www.piian.com](http://www.piian.com)  
March 2006 - Pricing Subject To Change without Notice - Page 4

Distributed By: