

SELF-CONTAINED COMPACTORS

The Latest Addition to the RamJet Family



RJ-SC²
34 cu. yd. configuration pictured



SC² Features

- ▼ *Improved compactor life*
- ▼ *Newly designed raised packer head cylinders*
- ▼ *Easy rear access for cleaning*
- ▼ *Improved cylinder/pin access*
- ▼ *Interchangeable with most existing RJ-250SC applications*
- ▼ *Great for waste with high liquid content*

The Worldwide Compaction Leader

Marathon® Equipment is known throughout the world as one of the leading manufacturers of quality on-site waste compaction products. The RamJet® brand has been the industry standard for quality and innovation for more than 50 years, and includes stationary and self-contained compactors, compaction containers, apartment and high-rise compactors, pre-crushers, auger-style compactors, transfer systems, and a wide array of options for virtually any application.



Environmental
Solutions Group®



Perfect for:

-  Malls/Shopping Centers
-  Dairies
-  Restaurants
-  Cafeterias/Fast Food
-  Airline Food Service
-  Supermarkets
-  Food Processors
-  Theme Parks/Resorts
-  Hospitals/Institutions
-  Hotels

The SC² is perfect for weekly volumes of more than 100 cubic yards of wet or general waste materials.

Why Marathon Equipment Is the Preferred Choice

Marathon components are selected for longevity and minimum maintenance, with special attention given to the selection of high-duty cycle components. Stress engineering provides the optimum degree of structural integrity. Only the best materials are used and the highest standards of quality are observed in the manufacturing process.

Our RamJet SC² units are state-of-the-art in roll-off self-contained compactors, featuring large feed openings and expanded container storage capacity. They are designed to optimize safety for workers, store and transport your waste, prevent contamination of public areas in accordance with public health department requirements, improve working conditions for your employees, and reduce disposal costs.

The SC² compactor can be customized with a variety of loading arrangements to suit your specific needs.



Some images shown with optional equipment

WASTE COMPACTORS



SC² Features

- ▼ New packer head design raises cylinders to a higher parallel position, away from harmful, abrasive waste, and liquid
- ▼ Heavy-Duty Wiper and Drag Plate, plus standard 1/2" Packer Floor improvements greatly increase the life of the compactor
- ▼ New packer head design has 50% fewer internal hydraulic hoses, which reduces maintenance and repair costs
- ▼ Deck heights of 44" and 48" allow for easy loading from either ground or dock level
- ▼ Clean-outs behind the ram and rear cylinder pin access are both easily accessible from outside the compactor body at ground level
- ▼ 40 1/2" x 56 1/2" feed opening to handle large, bulky items
- ▼ Continuous feeding capability — even while the compactor is operating
- ▼ Adaptable to special loading systems, such as large-capacity hoppers, security chutes, or total enclosures
- ▼ Odor and pest control from the Marathon Ozone Odor Control options
- ▼ Up to 25 tons of crushing force to reduce refuse to a fraction of its former size, saving valuable space and reducing your number of hauls

Perfect for Tipper-System Applications

The SC² is the perfect choice for applications requiring a tipper system. These tippers can extend the benefits of compaction to all areas of operation while keeping equipment investments to a minimum. Carts or containers can be located at individual waste generation sites within the operation, and then emptied into the compactor with the cart-tipper option.

Some applications require a high degree of security and sanitation. The SC² provides both. Waste is safely stored out of reach of scavengers. Sanitary conditions are enhanced even further with the Marathon Ozone Odor-Control System, which destroys odor-producing bacteria by molecular reaction.



Marathon Back of Store Connected Asset Solutions



Marathon Connected Collections Back of Store Connected Asset Solutions

Backed by the best compactors and balers, plus the innovative Connected Collections[®] digital strategy, you can focus on the front of the store and leave the back to us.

Get Asset Management, Waste Metering, and advanced Productivity solutions, all as part of the Connected Collections offering from Marathon.




For more information or to order, call 1-800-633-8974 or visit us at www.marthonequipment.com

WASTE COMPACTORS



The perfect compactor for high volume wet waste

- ▽ Large 40 1/2" x 56 1/2" Feed Opening
- ▽ Full Door Seal with P-Seal
- ▽ Bubble Gate with Auto Relatch and Double-Hinge Door
- ▽ AR500 Guide Plates
- ▽ Cycon Life-Xtender Cyclic Control




P-Seal Watertight Closure

The P-shaped Door Seal is specially designed for portable compaction containers to provide a superior watertight closure. The mounting is engineered for quick and easy installation when replacement is necessary, requiring no field fitting, cutting, or welding.

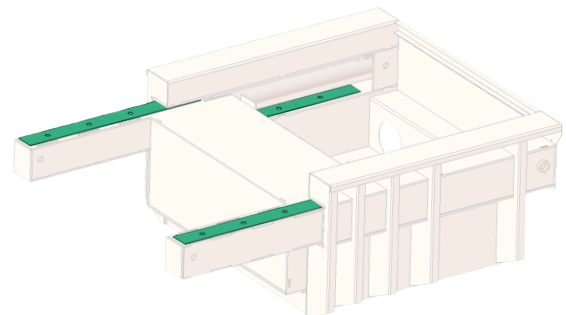
Double-Hinge with Bronze Bushing

Every SC² is tested for watertightness before leaving the factory. Liquid retention is ensured by the incredible double-hinge. It creates uniform seal compression while eliminating the seal "scrubbing" and damage so often encountered with competitive designs. The double-hinge also saves expensive driver and truck time because only one easy-to-operate ratchet is required to make it work.



Auto Relatch

The ultimate in latch systems, the "Auto Relatch" eliminates the need to hold the door while operating the latch ratchet. This design enables the operator to use both hands on the ratchet, and prevents the door from swinging out inadvertently.



Bubble Gate

The innovative "Bubble Gate" adds a full cubic yard to container capacity. Superior compaction ratios result from its special curved shape. These two unique benefits reduce the costs of hauling.

AR500 Guide Plates

The packing ram is supported by an improved abrasion-resistant guide system. This exclusive design protects the charge-box floor from the full force of the packing ram, extending its life and dramatically reducing compaction-robbing friction.



For more information or to order, call 1-800-633-8974 or visit us at www.marathonequipment.com



Improved Fixed Cylinder-Pin Mounting

The redesigned non-rotating cylinders are raised 18" off the floor to move them further away from any accumulated liquid and debris. Fixed cylinder body, plumbing, and pins are housed in the side pockets, eliminating the need for movement or rotation. This redesign also allows for fewer hoses, which reduces maintenance and repair costs.



Cycon Life-Xtender Cyclic Control System

Standard on all SC² Compactors

- ▼ Reliable PLC controls eliminates the need for limit switches
- ▼ The Cycon Life-Xtender no-shock cycle control extends cylinder and hose wear life
- ▼ Automatic "container full assurance system" — the ram dwells against the load at full pressure, resulting in better compaction
- ▼ Smoother running, quieter operation
- ▼ Advanced hydraulic design enables the system to operate at minimum pressure levels until the need for more pressure is automatically sensed
- ▼ More accurate Advanced Warning or Container Full options
- ▼ Dramatically improved cold-weather performance



Rear Access for Quick Cleaning

Open and uncluttered compartment combined with a flat floor and quick removal cleaning ports will save time and facilitate more frequent cleaning, extending the life of internal components. Newly designed cylinders also allow for easy removal at the rear of the compactor.



Remote Power Pack


Separate from the compactor/container, the Marathon Remote Power Pack remains free of damage caused during hauling to and from disposal sites and free of problems caused by landfill dust. Two simple-to-use, hydraulic quick-disconnect fittings couple the power unit to the packing head.

All Marathon Remote Power Packs are built in-house to our quality standards and each unit must pass a series of stringent tests before it can be shipped with the selected compactor.



Optional Doghouse

The optional doghouse offers a totally enclosed charge box with heavy-duty latches, making the machine lockable.



Streamline Option

The Streamline® option enables excess liquid to be drained from the container, reducing net-payload weight and significantly reducing hauling costs.



Compactor Fundamentals

Eight simple items to consider when choosing the perfect compactor for your application:

- 1 Recyclables** — Is there sufficient volume of recyclable materials to warrant more than one compaction system or is recycling mandatory?
- 2 Size of Waste** — Is the Feed (Clear Top) Opening large enough to accommodate the largest items without bridging?
- 3 Safety Standards** — Does the installation comply with industry ANSI standards? Is there an access interlock switch on chute or hopper doors and gates? Is a “momentary contact” control required?
- 4 Power Source** — Is adequate power available? Three or single phase?
- 5 Convenience** — Is the compactor located for easiest use? Loading height? Can a hopper, doghouse, (charge box enclosure) or cart dumping system improve convenience? Can value be added (building or employee security) by loading through the wall? Would an Ozone Odor Control System solve odor or pest control problems?
- 6 Volume of Waste Generated** — Will the compactor be adequate to handle the volume generated during the peak load periods?
- 7 Location** — Does, or can, the waste flow to one central point? Is there an appropriately sized concrete pad for the machine?
- 8 Available Space** — Is there space for the Compaction System and maneuvering room for collection trucks? Is there adequate overhead clearance? Is there compatibility with the collection truck?
- ? Have Questions?** If you have any questions or need assistance with your compaction needs, please call **1-800-633-8974** and speak to a specialist. We are here to help!



MARATHON WARRANTY

The best coverage in the business

As leaders in the compaction and recycling market, we know when we've developed a game changer. We're so sure that the innovations of the new SC2 will deliver the most reliable and easy-to-maintain compactors on the market, that we've put our money where our mouth is.



7 Yr. Structural, 5 Yr. Parts, 3 Yr. Labor

Marathon® Compactor & Recycling Solutions Warranty

Introducing the 7-5-3 Comprehensive Warranty Program on the new Marathon SC2 compactor. With the SC2, product workmanship is covered for seven years, parts are covered for five years, and labor is covered for three.

To learn more, visit: www.marathonequipment.com/warranty



Connected Collections®

1 BACK-OF-STORE CONNECTED ASSET SOLUTIONS



1 Focus on the front of the store, we've got the back.

The ultimate solution for peace of mind, efficiency, and productivity.

2 Marathon provides a full suite of value-added needs.

New and Marathon® Certified Remanufactured compactors and balers, digital connectivity, and waste stream monitoring to minimize your waste-related expenses and maximize recycling revenue.

Digital connectivity enables asset monitoring, assists with predictive maintenance, and connection to hauler operations. Partnership with Marathon supports your long-term sustainability objectives - and provides documentary evidence of your performance.

3 All the information you need at the tips of your fingers.

3rd Eye provides a complete dashboard view of the waste and recycling programs for your entire enterprise.

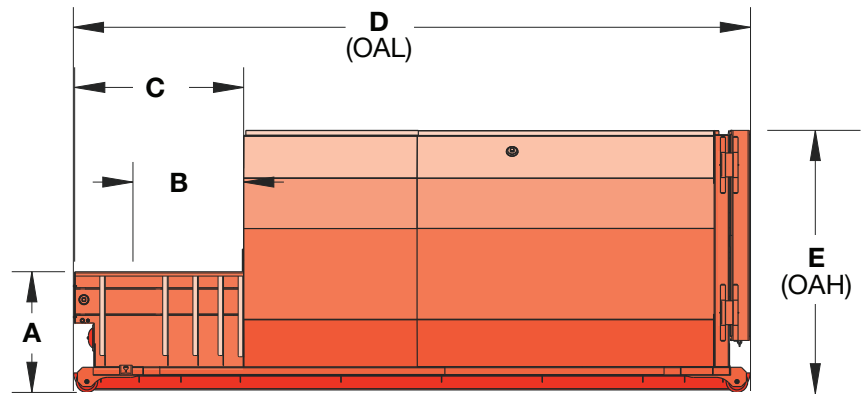


Dimensions & Specifications

Specifications		
Clear Top Opening (L x W)	40 1/2" x 56 1/2"	1029mm x 1435mm
Compactor Capacity	1.25 yd ³	0.96 m ³
Ram-Face Size (W x H)	60" x 24"	1524mm x 610mm
Performance Characteristics		
Cycle Time	37 seconds	
Total Normal Force	40,300 lbf	179 kN
Total Maximum Force	50,000 lbf	222 kN
Normal Ram-Face Pressure	28 psi	193 kPa
Maximum Ram-Face Pressure	34.7 psi	239 kPa
Ram Penetration	6 1/2"	165mm
Electrical Equipment		
Electric Motor	10 hp	7.5 kW
208/230/460/575 3-phase		
Electric Control Voltage	120 VAC	
Standard Controls Include	3-Push Button Station Start/Stop/Reverse	
Hydraulic Equipment		
Hydraulic Pump	13 gpm	49.2 L/min
Maximum Pressure	2,050 psi	141 bar
Hydraulic Cylinder(s)	(2)	
Bore	4"	100mm
Rod	2 1/2"	63mm
Stroke	47"	1194mm

SC ²	A	B	C	D	E	Weight
15 Cu. Yd.	48"	44"	67"	170 1/16"	89"	10,120 lbs.
	1219mm	1118mm	1702mm	4342mm	2261mm	4590 kg
20 Cu. Yd.	48"	44"	67"	208 1/16"	89"	10,780 lbs.
	1219mm	1118mm	1702mm	5285mm	2261mm	4890 kg
25 Cu. Yd.	48"	44"	67"	214 3/16"	104"	11,290 lbs.
	1219mm	1118mm	1702mm	5444mm	2642mm	5121 kg
30 Cu. Yd.	48"	44"	67"	244 1/16"	104"	11,880 lbs.
	1219mm	1118mm	1702mm	6218mm	2642mm	5389 kg
34 Cu. Yd.	48"	44"	67"	269 3/16"	104"	12,390 lbs.
	1219mm	1118mm	1702mm	6837mm	2642mm	5620 kg
39 Cu. Yd.	48"	44"	67"	300 1/16"	104"	13,050 lbs.
	1219mm	1118mm	1702mm	7637mm	2642mm	5919 kg

Pictures and mechanical diagrams in this literature are illustrative only and may not be to scale. Specifications are subject to change without notice in order to accommodate improvements to the equipment. Certified in compliance with ANSI standard Z245.2, all applicable OSHA Regulations. Products must be used only by trained operators in accordance with the Operator Manual, as well as applicable regulations, laws, and ANSI standards.



Dimensions not shown: 100 1/8" (2543mm) Overall Width Ground Roller Widths: 61 7/8" (1569mm) Inside Rollers
67 3/8" (1712mm) Roller Centers
72 7/8" (1851mm) Outside Rollers

SC² container sides and floors are constructed out of 7 gauge steel plate

We're Here To Help!

For detailed specifications, recommendations, or to request a site survey comparing various systems, contact the Marathon Customer Care team at: **800.633.8974**

Authorized Dealer:



Marathon Equipment Company | P.O. Box 1798 | Vernon, AL 35592-1798

Learn more about Marathon Equipment: **800.633.8974** | www.marathonequipment.com